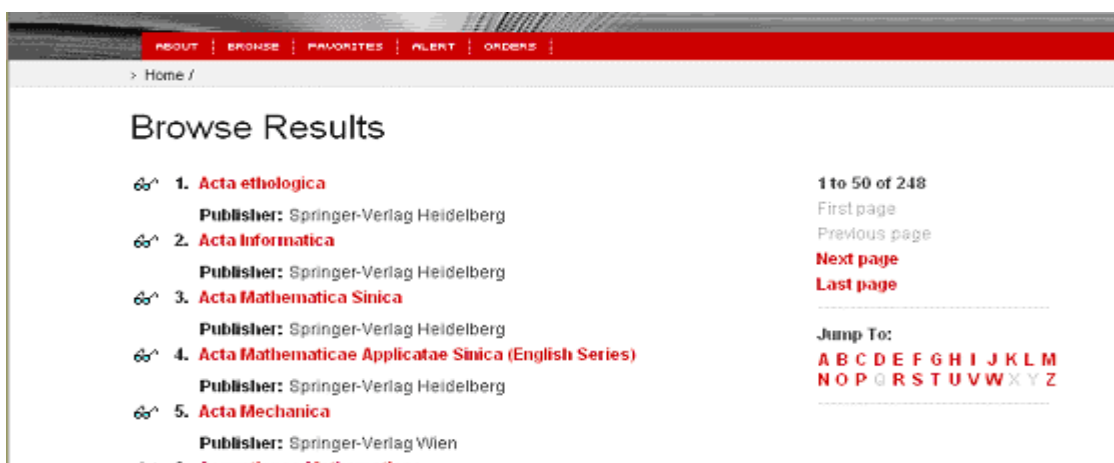
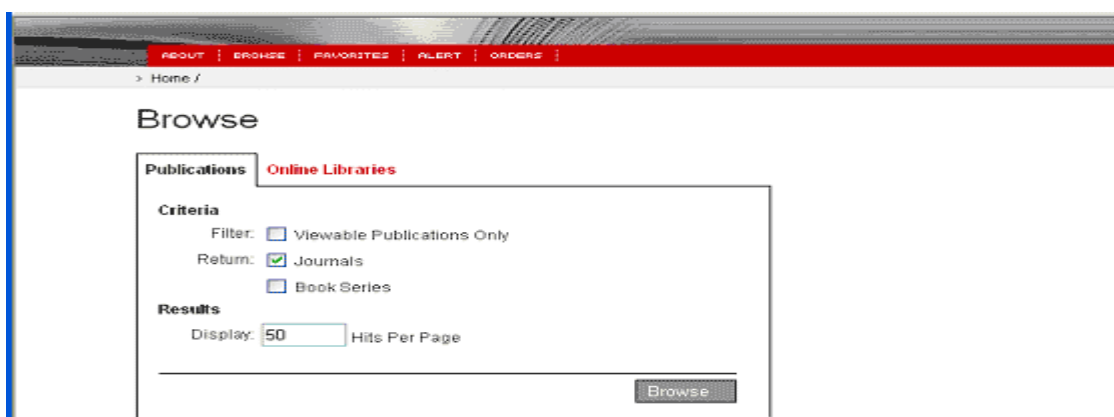


### 11.13. Springer Link : (<http://www.springerlink.com>)

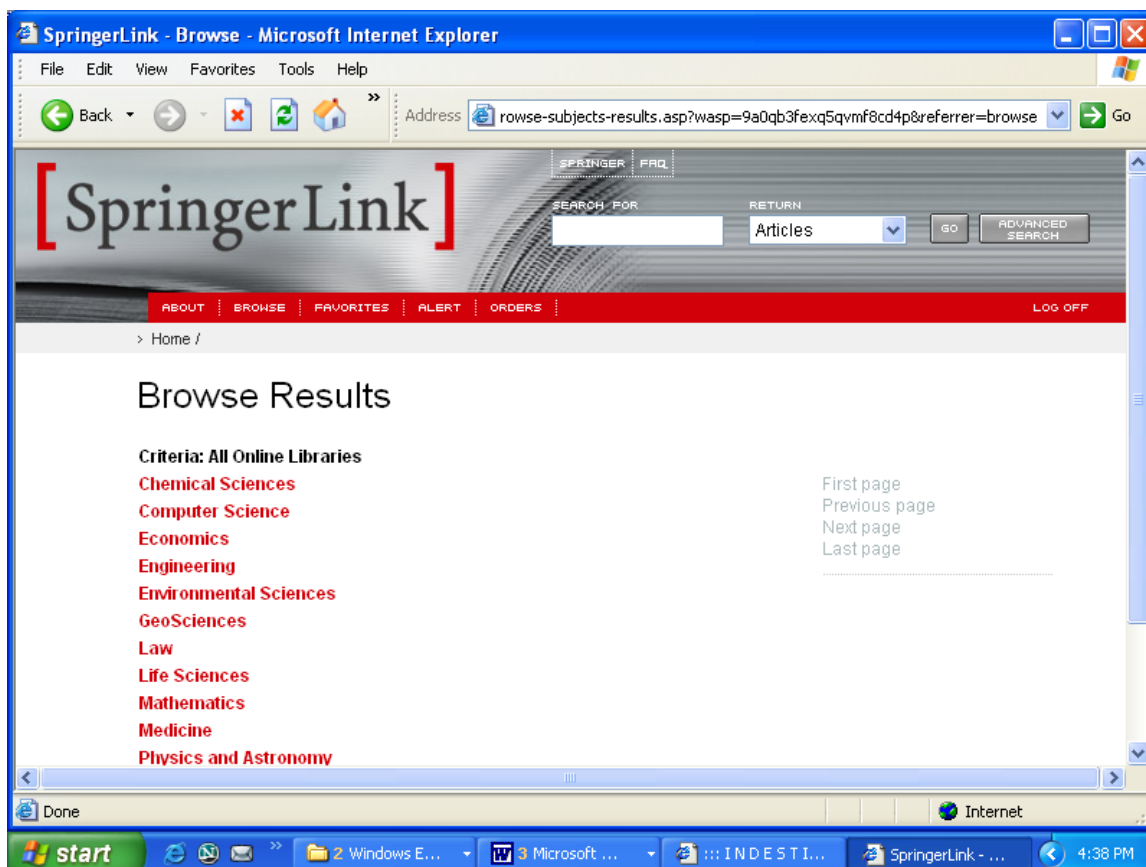
Full-text contents of the Springer's Link is organized into ten online libraries on various subject disciplines, namely, Chemical Sciences, computer Science, Economics, Engineering, Environmental Sciences, GeoSciences, Law, Life Sciences, Mathematics, Medicine, Physics and Astronomy.

#### Browse

Click at "Browse" on the SpringerLink toolbar, select the desired criteria (journals, books, or both), and then click the "Browse" button. On the journal homepage, you will find alphabetical list of publications, click the link to journal that you want to browse.



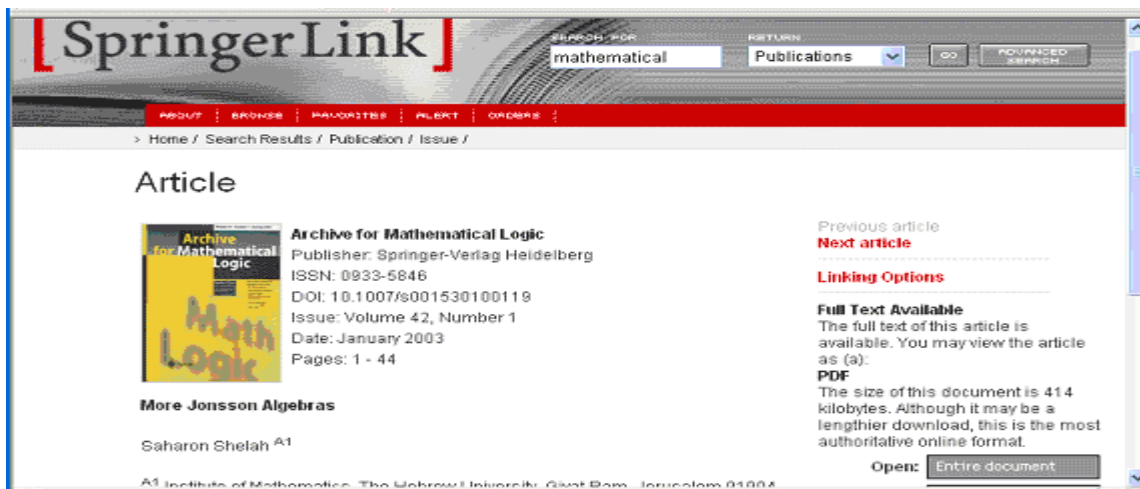
Full-text contents of the Springer's Link is organized into ten online libraries on various subject disciplines. You can also browse the contents of Springer's Link by these online libraries.



## Basic Search

For searching subscribed journals, etc. Follow the steps given below.

**1. Logon** to Springer Link home page and type your keywords in the search form, select the option “article” from Return pull down menu for searching articles published in journals and click at “go”. The system would display a list of articles on the given subject as shown below:



2. Clicking on a title will take you to the abstract of the article, where you will be able to open articles you wish to read. On the right of the article abstract page is a box that indicates "Full Text Available." Clicking on the button "Open Full Text" will open the desired article in a new window in PDF format.

3. To download / read the article, you must have Adobe Acrobat on your computer. If you do not have Adobe Acrobat, you may easily download Adobe Acrobat Reader from the "Downloads" button on the SpringerLink toolbar located on the homepage.

## Advanced Search

Advanced search interface is also available to filter your search results to more specific.

1. Click on the Advanced Search icon available at the SpringerLink home page. You will be taken to the following page:



2. Type your search query with filter options publication, article title, author, volume, issue, year, page and supplement. Then click on search icon you will get a search result pages.

3. Follow the step 2-3 given above in the basic search section.

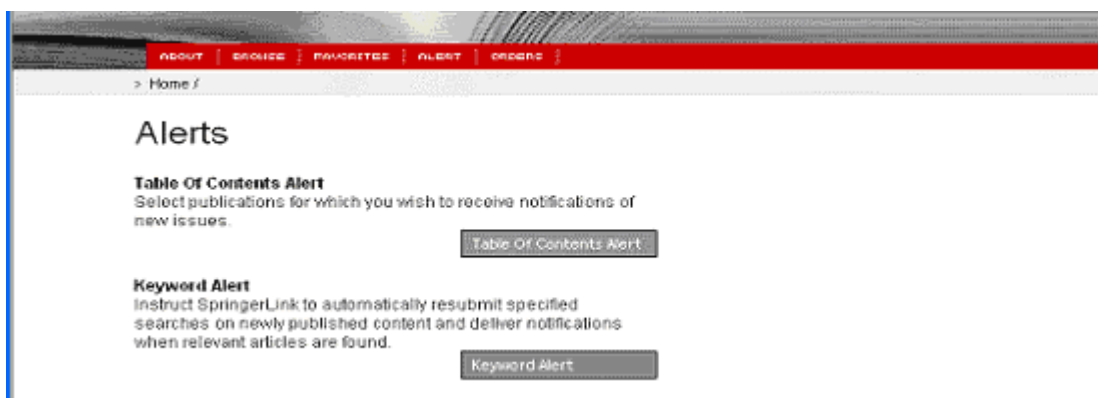
## Setting Up E-Alert

To assist you with research, SpringerLink offers "Alerting" that will keep you up-to-date with the most currently published research in your desired field. Once logged into your SpringerLink account, you may click on "Alerts" on the SpringerLink toolbar on the homepage to set up Alerts that will automatically generate an email that notifies you when a new issue is published electronically.

The "Alerts" page allows you to setup either a "Table of Contents" alert or a "Keyword" alert. Clicking on the "Table of Contents" button takes you to the "Alerts" management page that offers five buttons to personalize your alerts: "Publications," "Subjects," "Properites", "Profile," and "Disable All."

To set up your alerts, click on either "Publications" to view an alphabetical list of Springer-Verlag journals and books or click on "Subjects" to view a list of publications arranged by subjects. Once you click on either "Publications" or "Subjects" you will be provided with a list of Springer-Verlag titles with a check-box to the left of every title. Click the check-box and click on the "OK" button on the right of the page to enable

automatically generated email alerts. A confirmation page will allow you to preview all selections made at this time.



### **Edit "My Alerts"**

Editing your alerts is easy. Click on the "Alerts" button located on the SpringerLink toolbar on the homepage, and check the box "show only my current publications," and then click the "Publications" button. This will create a page that indicates all current alerts. Click the check-box to the left of any title to which you wish to disable alerts and click the "OK" button on the right-side of the page.

### **Set up my Favorites**

Setting up "Favorites" on SpringerLink will create a direct link beneath the "Login" box on the homepage, once you are logged into your Springer Link account. This is an easy way you link directly to a journal homepage.

To set up a "Favorites" direct link, Click on the "Favorites" button located on the homepage. This will take you to a page that lists Springer-Verlag titles alphabetically with a check-box to the left of each title.

Click the box to the left of the title that you wish to create a "Favorite" direct link to, and then click the "Apply Changes" button located on the right of the "Favorites" page. Selected "Favorite" direct links will show up beneath the "Login" box on the homepage.